

# **SYLLABUS FOR UNDERGRADUATE COURSE IN BOTANY**

**(Bachelor of Science Examination)**



**DEPT. OF BOTANY  
S K C G (AUTO.) COLLEGE,  
PARALAKHEMUNDI- 761200  
GAJAPATI DIST. ODISHA.**

**UNDER  
CHOICE BASED CREDIT SYSTEM**

Course Structure of U.G. Botany Honours				
Semester	Course	Course Name	Credit	Total marks
Semester-I	AECC-I		4	100
	C-1 (Theory)	Microbiology and Phycology	4	75
	C-1 (Practical)	Microbiology and Phycology	2	25
	C-2 (Theory)	Biomolecules and Cell Biology	4	75
	C-2 (Practical)	Biomolecules and Cell Biology	2	25
	GE -1A (Theory)	Biodiversity (Microbes, Algae, Fungi & Archegoniate)	4	75
	GE -1A(Practical)	Biodiversity (Microbes, Algae, Fungi & Archegoniate)	2	25
Semester-II	AECC-II		4	100
	C-3 (Theory)	Mycology and Phytopathology	4	75
	C-3 (Practical)	Mycology and Phytopathology	2	25
	C-4 (Theory)	Archegoniate	4	75
	C-4 (Practical)	Archegoniate	2	25
	GE -2A (Theory)	Plant Physiology & Metabolism	4	75
	GE -2A(Practical)	Plant Physiology & Metabolism	2	25
Semester-III	C-5 (Theory)	Anatomy of Angiosperms	4	75
	C-5 (Practical)	Anatomy of Angiosperms	2	25
	C-6 (Theory)	Economic Botany	4	75
	C-6 (Practical)	Economic Botany	2	25
	C-7 (Theory)	Genetics	4	75
	C-7 (Practical)	Genetics	2	25
	SEC-1		4	100
	GE -1B (Theory)	Plant Ecology & Taxonomy	4	75
	GE -1B (Practical)	Plant Ecology & Taxonomy	2	25
Semester-IV	C-8 (Theory)	Molecular Biology	4	75
	C-8 (Practical)	Molecular Biology	2	25
	C-9 (Theory)	Plant Ecology & Phytogeography	4	75
	C-9 (Practical)	Plant Ecology & Phytogeography	2	25

	C-10 (Theory)	Plant Systematics	4	75
	C-10 (Practical)	Plant Systematics	2	25
	SEC II		4	100
	GE-2B (Theory)	Plant Anatomy , Embryology & Biotechnology	4	75
	GE-2B(Practical)	Plant Anatomy , Embryology & Biotechnology	2	25
Semester-V	C-11 (Theory)	Reproductive Biology of Angiosperms	4	75
	C-11 (Practical)	Reproductive Biology of Angiosperms	2	25
	C-12 (Theory)	Plant Physiology	4	75
	C-12 (Practical)	Plant Physiology	2	25
	DSE - 1 (Theory)	Analytical Techniques in Plants Sciences	4	75
	DSE - 1 (Practical)	Analytical Techniques in Plants Sciences	2	25
	DSE - 2 (Theory)	Natural Resource Management	4	75
	DSE - 2 (Practical)	Natural Resource Management	2	25
Semester- VI	C-13 (Theory)	Plant Metabolism	4	75
	C-13 (Practical)	Plant Metabolism	2	25
	C-14 (Theory)	Plant Biotechnology	4	75
	C-14 (Practical)	Plant Biotechnology	2	25
	DSE - 3 (Theory)	<b>Research Methodology</b>	4	75
	DSE-3 (Practical)	<b>Research Methodology</b>	2	25
	DSE – 4 Project work	Project Work	6	100
Total			<b>148</b>	<b>2600</b>

### BOTANY

#### HONOURS PAPERS:

Core course – 14 papers

Discipline Specific Elective – 4 papers

Generic Elective for non-Botany students – 4 papers. In case University offers 2 subjects as GE, then papers 1 and 2 will be the GE paper. The students has the option of taking any two.

Marks per paper – Mid term: 15 marks, End term: 60 marks (Theory) + 25 marks (Practical),  
Total – 100 marks

Credit per paper – 6

Teaching hours per paper – 40 hours (theory) + 10 hours (practical)

## Core Paper I

### MICROBIOLOGY AND PHYCOLOGY

#### Unit-I

Introduction to microbial world, microbial nutrition, growth and metabolism. **Viruses:-** Discovery, physicochemical and biological characteristics; classification (Baltimore), general structure with special reference to viroids and prions; replication (general account), DNA virus (T-phage), lytic and lysogenic cycle; RNA virus (TMV). Economic importance of viruses with reference to vaccine production, role in research, medicine and diagnostics, as causal organisms of plant diseases.

#### Unit-II

- (i) **Bacteria:** - Discovery, general characteristics, types- archaebacteria, eubacteria, wall-less forms (mycoplasma and spheroplasts), cell structure, nutritional types, reproduction-vegetative, asexual and recombination (conjugation, transformation and transduction). Economic importance of bacteria with reference to their role in agriculture and industry (fermentation and medicine).
- (ii) **Cyanobacteria:-** Ecology and occurrence, cell structure, heterocyst, reproduction, economic importance; role in biotechnology. Morphology and life-cycle of *Nostoc*. General characteristics of prochlorophyceae, Evolutionary significance of Prochloron.

#### Unit-III

- (i) **Algae:-** General characteristics; Ecology and distribution; range of thallus organization; Cell structure and components; cell wall, pigment system, reserve food (of only groups represented in the syllabus), flagella and methods of reproduction, classification; criteria, system of Fritsch, and evolutionary classification of Lee (only upto groups); Role of algae in the environment, agriculture, biotechnology and industry.
- (ii) **Chlorophyta:-** General characteristics, occurrence, range of thallus organization, cell structure and reproduction. Morphology and life-cycles of *Chlamydomonas*, *Volvox*, *Oedogonium* and *Coleochaete*.

#### Unit-IV

- (i) **Charophyta:-** General characteristics; occurrence, morphology, cell structure and life-cycle of *Chara*; evolutionary significance.
- (ii) **Xanthophyta:-** General characteristics; Occurrence, morphology and life- cycle of *Vaucheria*.
- (iii) **Phaeophyta:-** Characteristics, occurrence, cell structure and reproduction. Morphology and life-cycles of *Ectocarpus* and *Fucus*.
- (iv) **Rhodophyta:-** General characteristics, occurrence, cell structure and reproduction. Morphology and life-cycle of *Polysiphonia*.

#### EXAMINATION QUESTION PATTERN (Practical Papers)

The question papers shall be divided into four parts.

**Part I** - will carry 8 one mark questions in the form of fill in the blanks and one word answer. (08 marks(8X1).

**Part II** - will carry 10 one point five mark questions of which 8 have to be answered. The answer should be within two to three sentences maximum. (12 marks (8X1.5))

**Part III** - will carry 10 two mark questions of which 8 have to be answered. The answer should be within 75 words maximum. (16 marks (8X2))

**Part IV** - will 4 numbers of six mark questions of EITHER OR format. The EITHER OR in question can be from

same or different units of the paper. The answer should be within 500 words maximum. (24 marks (6X4)).

## PRACTICAL

### Microbiology

- (i) Electron micrographs/Models of viruses –T-Phage and TMV, Line drawings/ Photographs of Lytic and Lysogenic Cycle.
- (ii) Types of Bacteria to be observed from temporary/permanent slides/photographs.
- (iii) Examination of bacteria from bacterial culture by Gram's staining method.
- (iv) Electron micrographs of bacteria, binary fission, endospore, conjugation, root Nodule (live materials and photographs).

### Phycology

Study of vegetative and reproductive structures of Nostoc, Chlamydomonas (electron micrographs), Volvox, Oedogonium, Coleochaete, Chara, Vaucheria, Ectocarpus, Fucus and Polysiphonia, Prochloron, Diatoms through, temporary preparations and permanent slides.

### Text Books:

1. Singh, V., Pandey, P.C., and Jain, D.K. (2017). Microbiology and Phycology, Rastogi Publication, Meerut.

### Reference Books:

1. Lee, R.E. (2008). Phycology, Cambridge University Press, Cambridge. 4<sup>th</sup> edition.
2. Prescott, L.M., Harley J.P., Klein D. A. (2010). Microbiology, McGraw-Hill, India. 8<sup>th</sup> edition.
3. Kumar, H.D. (1999). Introductory Phycology. Affiliated East-West Press, Delhi.
4. Campbell, N.A., Reece J.B., Urry L.A., Cain M.L., Wasserman S.A. Minorsky P.V., Jackson R.B. (2008). Biology, Pearson Benjamin Cummings, USA. 8<sup>th</sup> edition.
5. Pelczar, M.J., Chan, E.C.S., Krieg, N.R. (2011) Microbiology, 8<sup>th</sup> edition, Tata McGraw-Hill Co, New Delhi.
6. Willey, Sherwood and Christopher. Laboratory exercises in Microbiology. McGraw-Hill, India. 9<sup>th</sup> edition.
7. Vasistha B.R. (2017) Botany for Degree student, Algae, S. Chand Publication, New Delhi.
8. Mishra B. K. (2018) Microbiology and Phycology, Kalyani Publishers, New Delhi.

## Core Paper II

## BIOMOLECULES AND CELL BIOLOGY

## Unit-I

- (i) Biomolecules and Bioenergetics: Types and significance of chemical bonds; Structure and properties of water; pH and buffers. Laws of thermodynamics, concept of free energy, endergonic and exergonic reactions, coupled reactions, redox reactions.
- (ii) Enzymes: Structure of enzyme: holoenzyme, apoenzyme, cofactors, coenzymes and prosthetic group; Classification of enzymes; Features of active site, substrate specificity, properties of enzymes, mechanism of action (activation energy, lock and key hypothesis, induced - fit theory), Michaelis – Menten equation, enzyme inhibition and factors affecting enzyme activity.
- (iii) Carbohydrates: Nomenclature, classification, structure and function of Monosaccharides, Disaccharides, Oligosaccharides and polysaccharides

## Unit –II

- (i) Lipids: Definition and major classes of storage and structural lipids. Fatty acids structure and functions. Essential fatty acids. Triacyl glycerols structure, functions and properties.
- (ii) Proteins: Structure and classification of amino acids; Peptide bonds; Levels of protein structure-primary, secondary, tertiary and quaternary; Isoelectric point; Protein denaturation and biological roles of proteins.
- (iii) Nucleic acids: Structure of nitrogenous bases; Structure and function of nucleotides; Types of nucleic acids; Structure of A, B, Z types of DNA; Types of RNA; Structure of tRNA.

## Unit –III

- (i) The Cell: Cell as a unit of structure and function; Characteristics of prokaryotic and eukaryotic cells; Origin of eukaryotic cell (Endosymbiotic theory).
- (ii) Cell wall and plasma membrane: Chemistry, structure and function of Plant Cell Wall. Overview of membrane function; fluid mosaic model; Chemical composition of membranes; Membrane transport – Passive, active and facilitated transport, endocytosis and exocytosis.
- (i) Cell organelles: Nucleus; Structure-nuclear envelope, nuclear pore complex, nuclear lamina, molecular organization of chromatin; nucleolus.

## Unit-IV

- (i) Cytoskeleton: Role and structure of microtubules, microfilaments and intermediary filament.
- (ii) Chloroplast, mitochondria and peroxisomes: Structural organization; Function; Semiautonomous nature of mitochondria and chloroplast. Endoplasmic Reticulum, Golgi Apparatus, Lysosomes.
- (iii) Cell division: Eukaryotic cell cycle, different stages of mitosis and meiosis. Cell cycle, Regulation of cell cycle.
- (iv)

**EXAMINATION QUESTION PATTERN (Practical Papers)**

The question papers shall be divided into four parts.

**Part I** - will carry 8 one mark questions in the form of fill in the blanks and one word answer. (08 marks(8X1).

**Part II** - will carry 10 one point five mark questions of which 8 have to be answered. The answer should be within two to three sentences maximum. (12 marks (8X1.5))

**Part III** - will carry 10 two mark questions of which 8 have to be answered. The answer should be within 75 words maximum. (16 marks (8X2))

**Part IV** - will 4 numbers of six mark questions of EITHER OR format. The EITHER OR in question can be from same or different units of the paper. The answer should be within 500 words maximum. (24 marks (6X4).

## PRACTICAL

- (i) Qualitative tests for carbohydrates, reducing sugars, non-reducing sugars, lipids and proteins.
- (ii) Study of plant cell structure with the help of epidermal peel mount of Onion/*Rhoeo*
- (iii) Demonstration of the phenomenon of protoplasmic streaming in *Hydrilla* leaf.
- (iv) Counting the cells per unit volume with the help of haemocytometer. (Yeast/pollen grains).
- (v) Study the phenomenon of plasmolysis and deplasmolysis.
- (vi) Study of different stages of mitosis and meiosis using aceto carmine and aceto orcein method from Onion root tip and bud respectively.

**Text Books:**

1. Rastogi, V. B. (2016). Introductory Cytology, Kedar Nath & Ram Nath, Meerut
2. Gupta, P. K. (2017). Biomolecules and Cell Biology, Rastogi Publication, Meerut.

**Reference Books:**

1. Sahoo, K. (2017) Biomolecules and Cell Biology, Kalyani Publishers, New Delhi.
2. Tymoczko, J.L., Berg, J.M. and Stryer, L. (2012) Biochemistry: A short course, 2nd ed., W.H. Freeman
3. Nelson, D.L. and Cox, M.M. (2008) Lehninger Principles of Biochemistry, 5th Edition, W.H. Freeman and Company.
4. Cooper, G.M. and Hausman, R.E. 2009 The Cell: A Molecular Approach. 5th edition. ASM Press & Sunderland, Washington, D.C.; Sinauer Associates, MA.
5. Becker, W.M., Kleinsmith, L.J., Hardin. J. and Bertoni, G. P. 2009 The World of the Cell. 7<sup>th</sup> edition. Pearson Benjamin Cummings Publishing, San Francisco

## Core Paper III

### MYCOLOGY AND PHYTOPATHOLOGY

#### Unit-I

- (i) Introduction to true fungi: Definition, General characteristics; Affinities with plants and animals; Thallus organization; Cell wall composition; Nutrition; Classification.
- (ii) Zygomycota: General characteristics; Ecology; Thallus organisation; Life cycle with reference to *Rhizopus*.
- (iii) Ascomycota: General characteristics (asexual and sexual fruiting bodies); Ecology; Life cycle, Heterokaryosis and parasexuality; life cycle and classification with reference to *Saccharomyces*, *Aspergillus*, *Penicillium*, and *Neurospora*.
- (iv) Basidiomycota: General characteristics; Ecology and Classification; Life cycle of *Puccinia* and *Agaricus*.

#### Unit-II

- (i) Allied Fungi: General characteristics; Status of Slime molds, Classification; Occurrence; Types of plasmodia; Types of fruiting bodies.
- (ii) Oomycota: General characteristic; Ecology; Life cycle and classification with reference to *Phytophthora*, and *Albugo*.
- (iii) Symbiotic associations: Lichen – Occurrence; General characteristics; Growth forms and range of thallus organization; Nature of associations of algal and fungal partners; Reproduction. Mycorrhiza-Ectomycorrhiza, Endomycorrhiza and their significance. Economic importance of Lichens.

#### Unit-III

Applied Mycology: Role of fungi in biotechnology, Mushroom cultivation, Application of fungi in food industry (Flavour & texture, Fermentation, Baking, Organic acids, Enzymes, Mycoproteins); Secondary metabolites (Pharmaceutical preparations); Agriculture (Biofertilizers); Mycotoxins; Biological control (Mycofungicides, Mycoherbicides, Mycoinsecticides, Myconematicides); Medical mycology.

#### Unit-IV

Phytopathology: Terms and concepts; General symptoms; Geographical distribution of diseases; etiology; symptomology; Host- Pathogen relationships; disease cycle and environmental relation; prevention and control of plant diseases, and role of quarantine. Bacterial diseases – Citrus canker and angular leaf spot disease of Cotton. Viral diseases – Tobacco Mosaic, Vein Clearing. Fungal diseases – Early blight of potato, Loose and covered smut.

#### EXAMINATION QUESTION PATTERN (Practical Papers)

The question papers shall be divided into four parts.

**Part I** - will carry 8 one mark questions in the form of fill in the blanks and one word answer. (08 marks(8X1).

**Part II** - will carry 10 one point five mark questions of which 8 have to be answered. The answer should be within two to three sentences maximum. (12 marks (8X1.5))

**Part III** - will carry 10 two mark questions of which 8 have to be answered. The answer should be within 75 words maximum. (16 marks (8X2))

**Part IV** - will 4 numbers of six mark questions of EITHER OR format. The EITHER OR in question can be from same or different units of the paper. The answer should be within 500 words maximum. (24 marks (6X4).



## PRACTICAL

- (i) Introduction to the world of fungi (Unicellular, coenocytic/ septate mycelium, ascocarps & basidiocarps).
- (ii) *Rhizopus*: study of asexual stage from temporary mounts and sexual structures through permanent slides.
- (iii) *Aspergillus*, *Penicillium* and *Saccharomyces* : study of asexual stage from temporary mounts. Study of Sexual stage from permanent slides/photographs.
- (iv) *Puccinia* : Study of different stages from temporary mounts and permanent slides.
- (v) *Agaricus*: Specimens of button stage and full grown mushroom; sectioning of gills of *Agaricus*, and fairy rings are to be shown.
- (vi) *Albugo*: Study of symptoms of plants infected with *Albugo*; asexual phase study through section/ temporary mounts and sexual structures through permanent slides.
- (vii) *Phytopathology*: Herbarium specimens of bacterial diseases; Citrus Canker; Viral diseases: Mosaic disease of ladies finger, papaya, cucurbits, moong, black gram, Fungal diseases: Blast of rice, Tikka disease of ground nut, powdery mildew of locally available plants and White rust of crucifers.

### Text Books:

1. Mishra, B. K. (2017), Mycology and Phytopathology, Kalynai Publishers, New Delhi.

### Reference Books:

1. Sharma, P. D. (2017). Mycology and Phytopathology Rastogi Publication, Meerut.
2. Agrios, G.N. (1997) Plant Pathology, 4<sup>th</sup> edition, Academic Press, U.K.
3. Alexopoulos, C.J., Mims, C.W., Blackwell, M. (1996). Introductory Mycology, John Wiley & Sons (Asia) Singapore. 4<sup>th</sup> edition.
4. Webster, J. and Weber, R. (2007). Introduction to Fungi, Cambridge University Press, Cambridge. 3<sup>rd</sup> edition.
5. Sethi, I.K. and Walia, S.K. (2011). Text book of Fungi and Their Allies, Macmillan Publishers India Ltd.
6. Mehrotra, R. S.(2011). Plant Pathology. Tata Mc Graw-Hill Publishing Company Limited, New Delhi

## Core Paper IV

### ARCHEGONIATAE

#### Unit-I

- (i) Introduction: Unifying features of archegoniates; Transition to land habit; Alternation of generations. General characteristics; Origin of land plants and Adaptations to land habit;
- (ii) Bryophytes : Origin and Classification; Range of thallus organization. Classification (up to family). Structure, Reproduction and evolutionary trends in *Riccia*, *Marchantia*, *Anthoceros* and *Funaria* (developmental stages not included). Ecological and economic importance of bryophytes.

#### Unit-II

Pteridophytes: General characteristics, classification. Classification (up to family), morphology, anatomy and reproduction of *Psilotum*, *Selaginella*, *Equisetum*, *Pteris* and *Marsilea*. Apogamy, and apospory, heterospory and seed habit, telome theory, stellar evolution and economic importance.

#### Unit-III

Gymnosperms: General characteristics, classification (up to family), morphology, anatomy and reproduction of *Cycas*, *Pinus*, *Ginkgo* and *Gnetum*. (Developmental details not to be included). Ecological and economic importance.

#### Unit-IV

Palaeobotany: Geological time scale, fossils and fossilization process. Morphology, anatomy and affinities of Rhynia, Calamites, Lepidodendron, Lyginopteris, Cycadeoidea and Williamsonia.

#### EXAMINATION QUESTION PATTERN (Practical Papers)

The question papers shall be divided into four parts.

**Part I** - will carry 8 one mark questions in the form of fill in the blanks and one word answer. (08 marks(8X1).

**Part II** - will carry 10 one point five mark questions of which 8 have to be answered. The answer should be within two to three sentences maximum. (12 marks (8X1.5))

**Part III** - will carry 10 two mark questions of which 8 have to be answered. The answer should be within 75 words maximum. (16 marks (8X2))

**Part IV** - will 4 numbers of six mark questions of EITHER OR format. The EITHER OR in question can be from same or different units of the paper. The answer should be within 500 words maximum. (24 marks (6X4).

## PRACTICAL

- (i) Morphology, anatomy and reproductive structures of *Riccia*, *Marchantia*, *Anthoceros*, *Funaria*.
- (ii) *Psilotum*- Study of specimen, transverse section of synangium (permanent slide).
- (iii) *Selaginella*- Morphology, whole mount of leaf with ligule, transverse section of stem, whole mount of strobilus, whole mount of microsporophyll and megasporophyll (temporary slides), longitudinal section of strobilus (permanent slide).
- (iv) *Equisetum*- Morphology, transverse section of internode, longitudinal section of strobilus, transverse section of strobilus, whole mount of sporangiophore, whole mount of spores (wet and dry) (temporary slide), transverse section of rhizome (permanent slide).
- (v) Study of temporary preparations and permanent slides of *Marsilea*.
- (vi) *Pteris*- Morphology, transverse section of rachis, vertical section of sporophyll, whole mount of sporangium, whole mount of spores (temporary slides), transverse section of rhizome, whole mount of prothallus with sex organs and young sporophyte (permanent slide).
- (vii) *Cycas*- Morphology (coralloid roots, bulbil, leaf), whole mount of microsporophyll and megaspore, T.S root, leaflet, rachis
- (viii) *Pinus*- Morphology (long and dwarf shoots, whole mount of dwarf shoot, male and female cones), T.S. Needle, stem, L.S. male cone, whole mount of microsporophyll, whole mount of Microspores (temporary slides), L.S.of female cone.
- (ix) *Gnetum*- Morphology (stem, male & female cones), transverse section of stem, vertical section of ovule (permanent slide).
- (x) Study of some fossil slides / photographs as per theory.

### Text Books:

1. Vasistha, B. R. (2017) Botany for Degree student, Bryophyta, S. Chand Publication, New Delhi.
2. Singh, V., Pandey, P.C. and Jain, D.K. (2017). Archegoniate, Rastogi Publication, Meerut.

### Reference Books:

1. Acharya, B. S. (2017), Archegoniate, Kalyani Publishers, New Delhi.
2. Vashistha, P.C., Sinha, A.K., Kumar, A. (2010). Pteridophyta. S. Chand. New Delhi, India.
3. Bhatnagar, S.P. & Moitra, A. (1996). Gymnosperms. New Age International (P) Ltd Publishers, New Delhi, India.
4. Raven, P.H., Johnson, G.B., Losos, J.B., Singer, S.R. (2005). Biology. Tata McGraw Hill, Delhi.

**Core Paper V**  
**ANATOMY OF ANGIOSPERMS**

**Unit-I**

- (i) Introduction and scope of Plant Anatomy: Applications in systematics, forensics and pharmacognosy.
- (ii) Tissues: Classification of tissues; Simple and complex tissues (no phylogeny); cyto-differentiation of tracheary elements and sieve elements; Pits and plasmodesmata; Cell wall ingrowths and transfer cells, adcrustation and incrustation, Ergastic substances.

**Unit-II**

- (i) Stem: Organization of shoot apex (Apical cell theory, Histogen theory, Tunica Corpus theory, continuing meristematic residue, cyto-histological zonation); Types of vascular bundles; Anatomy of dicot and monocot stem. Vascular Cambium: Structure, function and seasonal activity of cambium; secondary growth in stem (normal and anomalous). Root Stem transition.
- (ii) Leaf: Anatomy of dicot and monocot leaf, Kranz anatomy.

**Unit-III**

- (i) Root: Organization of root apex (Apical cell theory, Histogen theory, Korper-Kappe theory); Quiescent centre; Root cap; Anatomy of dicot and monocot root; Endodermis, exodermis and origin of lateral root. Secondary growth in roots.
- (ii) Wood: Axially and radially oriented elements; Types of rays and axial parenchyma; Cyclic aspects and reaction wood; Sapwood and heartwood; Ring and diffuse porous wood; Early and late wood, tyloses; Dendrochronology.
- (iii) Periderm: Development and composition of periderm, rhytidome and lenticels.

**Unit –IV**

- (i) Adaptive and Protective Systems Epidermal tissue system, cuticle, epicuticular waxes, trichomes (uni- and multicellular, glandular and nonglandular: two examples of each), stomata (classification); Anatomical adaptations of xerophytes and hydrophytes.
- (ii) Secretory System: Hydathodes, cavities, lithocysts and laticifers.
- (iii) Mechanical tissue system.

**EXAMINATION QUESTION PATTERN (Practical Papers)**

The question papers shall be divided into four parts.

**Part I** - will carry 8 one mark questions in the form of fill in the blanks and one word answer. (08 marks(8X1).

**Part II** - will carry 10 one point five mark questions of which 8 have to be answered. The answer should be within two to three sentences maximum. (12 marks (8X1.5))

**Part III** - will carry 10 two mark questions of which 8 have to be answered. The answer should be within 75 words maximum. (16 marks (8X2))

**Part IV** - will 4 numbers of six mark questions of EITHER OR format. The EITHER OR in question can be from same or different units of the paper. The answer should be within 500 words maximum. (24 marks (6X4).

### PRACTICAL

1. Study of distribution and types of parenchyma, collenchyma and sclerenchyma, Xylem: Tracheary elements-tracheids, vessel elements; thickenings; perforation plates; xylem fibres, Phloem: Sieve tubes-sieve plates; companion cells; phloem fibres.
2. Wood: ring porous; diffuse porous; tyloses; heart- and sapwood.
3. Epidermal system: cell types, stomata types; trichomes: non-glandular and glandular.
4. Root: monocot, dicot, secondary growth.
5. Stem: monocot, dicot - primary and secondary growth (normal and anomalous); periderm; lenticels.
6. Leaf: isobilateral, dorsiventral, C<sub>4</sub> leaves (Kranz anatomy).
7. Ecological anatomy.

#### Text Books:

1. Singh, V., Pandey, P.C. and Jain, D.K. (2017). Anatomy of Angiosperms, Rastogi Publication, Meerut.

#### Reference Books:

1. Eames, A.J. and Mc Daniels, L.H., (1953). An introduction to plant anatomy, Tata Mc Grow Hills, New Delhi
2. Esau, K. (1977). Anatomy of Seed Plants. John Wiley & Sons, Inc., Delhi.
3. Tayal, M. S. (2012) Plant Anatomy Rajpal and Sons, New Delhi
4. Mishra, B. K. (2017). Anatomy of Angiosperms, Kalyani Publishers, New Delhi.
5. Pandey, B. P. (2017) Plant Anatomy, S. Chand Publication, New Delhi.

Core Paper VI  
ECONOMIC BOTANY

**Unit - I**

- (i) Origin of Cultivated Plants: Concept of Centres of Origin, their importance with reference to Vavilov's work. Examples of major plant introductions; Crop domestication and loss of genetic diversity; evolution of new crops/varieties, importance of germplasm diversity.
- (ii) Cereals: Cultivation and brief account of Wheat, Rice and millets.
- (iii) Legumes: General account, importance to man and ecosystem.
- (iv) Sugars & Starches: Morphology, cultivation and processing of sugarcane, products and by-products of sugarcane industry. Potato – morphology, cultivation, propagation & uses.

**Unit-II**

- (i) Spices: Listing of important spices, their family and part used, economic importance with special reference to fennel, saffron, clove and black pepper Beverages: Tea, Coffee (morphology, processing & uses)
- (ii) Drug-yielding plants: Therapeutic and habit-forming drugs with special reference to Cinchona, Digitalis, Papaver and Cannabis.
- (iii) Tobacco: Tobacco (Morphology, processing, uses and health hazards)

**Unit-III**

- (i) Oils & Fats: General description, classification, extraction, their uses and health implications groundnut, coconut, linseed and *Brassica* (Botanical name, family & uses)
- (ii) Essential Oils: General account, extraction methods, comparison with fatty oils & their uses.

**Unit-IV**

- (i) Natural Rubber: Para-rubber: tapping, processing and uses.
- (ii) Timber plants: General account with special reference to teak and pine. Fibers: Classification based on the origin of fibers, Cotton and Jute (morphology, extraction and uses)

**EXAMINATION QUESTION PATTERN (Practical Papers)**

The question papers shall be divided into four parts.

**Part I** - will carry 8 one mark questions in the form of fill in the blanks and one word answer. (08 marks(8X1).

**Part II** - will carry 10 one point five mark questions of which 8 have to be answered. The answer should be within two to three sentences maximum. (12 marks (8X1.5))

**Part III** - will carry 10 two mark questions of which 8 have to be answered. The answer should be within 75 words maximum. (16 marks (8X2))

**Part IV** - will 4 numbers of six mark questions of EITHER OR format. The EITHER OR in question can be from same or different units of the paper. The answer should be within 500 words maximum. (24 marks (6X4).

## PRACTICAL

- (i) Cereals: Rice (habit sketch, study of paddy and grain, starch grains).
- (ii) Legumes: Soya bean/moong bean/black gram, Groundnut, (habit, fruit, seed structure, micro-chemical tests).
- (iii) Sugars & Starches: Sugarcane (habit sketch; cane juice- micro-chemical tests), Potato (habit sketch, tuber morphology, T.S. tuber to show localization of starch grains, starch grains, micro-chemical tests).
- (iv) Spice and Beverages: clove, black pepper ,Tea (plant specimen, tea leaves), Coffee (plant specimen, beans).
- (v) Oils & Fats: Groundnut, Mustard–plant specimen, seeds; tests for fats in crushedseeds.
- (vi) Drug-yielding plants: Specimens of *Digitalis*, *Papaver* and *Cannabis*.
- (vii) Woods: *Tectona*, *Pinus*/Sal: Specimen, Section of young stem.
- (viii) Fiber-yielding plants: Cotton (specimen, whole mount of seed to show lint and fuzz; whole mount of fiber and test for cellulose), Jute (specimen, transverse section of stem, test for lignin on transverse section of stem and fiber).

### Text Books:

1. B. P. Pandey, (2017) Economic Botany. S. Chand Publication, New Delhi.

### Reference Books:

1. Kochhar, S.L. (2012). Economic Botany in Tropics, MacMillan & Co. New Delhi, India.
2. Samba Murty, A.V.S.S. and Subrahmanyam, N.S. (2011). Text Book of Modern Economic Botany, CBS Publishers and Distributors, New Delhi.
3. Hill, Albert F. Economic Botany, Tata Mc Grow Hill Publishing Company, Ltd. New Delhi.
4. Wickens, G.E. (2001). Economic Botany: Principles & Practices. Kluwer Academic Publishers, The Netherlands.
5. Singh, V., Pandey, P.C. and Jain, D.K. (2017). Economic Botany, Rastogi Publication, Meerut.
6. Baruah, B. (2017). Economic Botany, Kalyani Publishers, New Delhi.

## Core Paper VII

### GENETICS

#### Unit-I

- (i) Mendelian genetics and its extension Mendelism: History; Principles of inheritance; Chromosome theory of inheritance; Autosomes and sex chromosomes; Incomplete dominance and codominance; Multiple alleles, Lethal alleles, Interaction of genes, Pleiotropy, Recessive and Dominant traits, Polygenic inheritance.
- (ii) Extrachromosomal Inheritance: Chloroplast mutation: Variegation in Four o'clock plant; Mitochondrial mutations in yeast; cytoplasmic male sterility; Maternal effects-shell coiling in snail; Infective heredity- Kappa particles in Paramecium.

#### Unit-II

Linkage, crossing over and chromosome mapping: Linkage and crossing over- Cytological basis of crossing over; Recombination frequency, two factor and three factor crosses; Interference and coincidence; Numericals based on gene mapping; Sex Linkage.

#### Unit-III

- (i) Variation in chromosome number and structure: Deletion, Duplication, Inversion, Translocation, Position effect, Euploidy and Aneuploidy
- (ii) Gene mutations: Types of mutations; Molecular basis of Mutations; Mutagens – physical and chemical (Base analogs, deaminating, alkylating and intercalating agents); Detection of mutations: CIB method. Role of Transposons in mutation. DNA repair mechanisms.

#### Unit-IV

- (i) Fine structure of gene: Classical vs. molecular concepts of gene; Cis-Trans complementation test for functional allelism; Structure of Phage T4, rII Locus.
- (ii) Population and Evolutionary Genetics: Gene pool, Allele frequencies, Genotype frequencies, Hardy-Weinberg Law, role of natural selection, mutation, genetic drift. Genetic variation and Speciation.

#### EXAMINATION QUESTION PATTERN (Practical Papers)

The question papers shall be divided into four parts.

**Part I** - will carry 8 one mark questions in the form of fill in the blanks and one word answer. (08 marks(8X1).

**Part II** - will carry 10 one point five mark questions of which 8 have to be answered. The answer should be within two to three sentences maximum. (12 marks (8X1.5))

**Part III** - will carry 10 two mark questions of which 8 have to be answered. The answer should be within 75 words maximum. (16 marks (8X2))

**Part IV** - will 4 numbers of six mark questions of EITHER OR format. The EITHER OR in question can be from same or different units of the paper. The answer should be within 500 words maximum. (24 marks (6X4).



## PRACTICAL

1. Analysis of allelic and genotypic frequencies.
2. Mendel's laws through seed ratios. Laboratory exercises in probability and chi-square analysis.
3. Chromosome mapping using test cross data.
4. Pedigree analysis for dominant and recessive autosomal and sex linked traits.
5. Incomplete dominance and gene interaction through seed ratios (9:7, 9:6:1, 13:3, 15:1, 12:3:1, 9:3:4).
6. Blood Typing: ABO groups & Rh factor.
7. Chromosome anomaly : Translocation Ring, Laggards and Inversion Bridge, break etc (through photographs).

### Text Books:

1. Singh B. D. (2017). Fundamental of Genetics, Kalyani Publishers, New Delhi.
2. Gupta P. K. (2017). Genetics, Rastogi Publication, Meerut.

### Reference Books:

1. Gardner, E.J., Simmons, M.J., Snustad, D.P. (1991). Principles of Genetics, John Wiley & Sons, India. 8th edition.
2. Sinnot, E.W., Dunn, L.C. and Dobzhansky, T. (1985) Principles of Genetics, Tata Mc Grow Hill, New Delhi
3. Klug, W.S., Cummings, M.R., Spencer, C.A. (2012). Concepts of Genetics. Benjamin Cummings, U.S.A. 10th edition.
4. Griffiths, A.J.F., Wessler, S.R., Carroll, S.B., Doebley, J. (2010). Introduction to Genetic Analysis. W.H. Freeman and Co., U.S.A. 10th edition.
5. Strickberger, M.W. Genetics, Pearson Publishers, 3rd Edition
6. Rastogi V. B. (2017). Genetics, Kedar Nath & Ram Nath, Meerut

## Core Paper VIII

### MOLECULAR BIOLOGY

#### Unit-I

Nucleic acids: Carriers of genetic information: Historical perspective; DNA as the carrier of genetic information (Griffith's, Hershey & Chase, Avery, McLeod & McCarty), Types of genetic material, denaturation and renaturation, cot curves. Organization of DNA and structure of RNA- Prokaryotes, Viruses, Eukaryotes, Fraenkel-Conrat's experiment. Organelle DNA - mitochondria and chloroplast DNA. The Nucleosome -Chromatin structure- Euchromatin, Heterochromatin- Constitutive and Facultative heterochromatin.

#### Unit-II

- (i) The replication of DNA: Chemistry of DNA synthesis (Kornberg's discovery); General principles – bidirectional, semi-conservative and semi discontinuous replication, RNA priming; Various models of DNA replication, including rolling circle,  $\theta$  (theta) mode of replication, replication of linear ds-DNA, replication of the 5' end of linear chromosome; Enzymes involved in DNA replication.
- (ii) Central dogma and genetic code: Key experiments establishing-The Central Dogma (Adaptor hypothesis and discovery of mRNA template), Genetic code (deciphering & salient features)
- (iii) Processing and modification of RNA: Split genes-concept of introns and exons, removal of introns, spliceosome machinery, splicing pathways, group I & group II intron splicing, alternative splicing eukaryotic mRNA processing (5' cap, 3' polyA tail); Ribozymes, exon shuffling; RNA editing and mRNA transport.

#### Unit-III

Mechanism of Transcription: Transcription in prokaryotes and eukaryotes; Regulation of transcription in prokaryotes and eukaryotes: Principles of transcriptional regulation; Prokaryotes: Operon concept- Regulation of lactose metabolism and tryptophan synthesis in *E.coli*. Eukaryotes: transcription factors, heat shock proteins, steroids and peptide hormones; Gene silencing

#### Unit-IV

Translation (Prokaryotes and eukaryotes): Ribosome structure and assembly; Charging of tRNA, aminoacyl tRNA synthetases; Various steps in protein synthesis, proteins involved in initiation, elongation and termination of polypeptides; Fidelity of translation; Inhibitors of protein synthesis; Post-translational modifications of proteins.

#### EXAMINATION QUESTION PATTERN (Practical Papers)

The question papers shall be divided into four parts.

**Part I** - will carry 8 one mark questions in the form of fill in the blanks and one word answer. (08 marks(8X1).

**Part II** - will carry 10 one point five mark questions of which 8 have to be answered. The answer should be within two to three sentences maximum. (12 marks (8X1.5))

**Part III** - will carry 10 two mark questions of which 8 have to be answered. The answer should be within 75 words maximum. (16 marks (8X2))

**Part IV** - will 4 numbers of six mark questions of EITHER OR format. The EITHER OR in question can be from same or different units of the paper. The answer should be within 500 words maximum. (24 marks (6X4).

**PRACTICAL**

1. Preparation of LB medium and raising *E. coli*.
2. Isolation of genomic DNA from suitable plant material.
3. RNA estimation by orcinol method.
4. DNA estimation by diphenylamine reagent/UV Spectrophotometry.
5. Photographs establishing nucleic acid as genetic material (Messelson and Stahl's, Avery et al, Griffith's, Hershey & Chase's and Fraenkel & Conrat's experiments)
6. Study of Barr body from buccal smear preparation.

**Text Books:**

1. Gupta P. K. (2017). Molecular Biology, Rastogi Publication, Meerut.

**Reference Books:**

1. Watson, J.D., Baker, T.A., Bell, S.P., Gann, A., Levine, M., Losick, R. (2007). Molecular Biology of the Gene, Pearson Benjamin Cummings, CSHL Press, New York, U.S.A. 6th edition.
2. Snustad, D.P. and Simmons, M.J. (2010). Principles of Genetics. John Wiley and Sons Inc., U.S.A. 5th edition.
3. Klug, W.S., Cummings, M.R., Spencer, C.A. (2009). Concepts of Genetics. Benjamin Cummings. U.S.A. 9th edition.
4. Sheeler, P. and Bianchi, D.E. (2009) Molecular Biology of the Cell, Willey Publisher, New Delhi
5. Griffiths, A.J.F., Wessler, S.R., Carroll, S.B., Doebley, J. (2010). Introduction to Genetic Analysis. W.H. Freeman and Co., U.S.A. 10th edition.
6. Alberts, B. et al. 2014. Molecular Biology of the cell Garland Science. 6<sup>th</sup> Edition
7. Power, C. B. (2017) Cell Biology, Himalaya Publishing House, New Delhi
8. Sahu, A.C. (2017). Essentials of Molecular Biology, Kalynai Publishers, New Delhi.

## Core Paper IX

### PLANT ECOLOGY & PHYTOGEOGRAPHY

#### Unit-I

- (i) Introduction Concept of ecology, Autoecology, Synecology, system ecology, Levels of organization. Inter-relationships between the living world and the environment, the components of environment, concept of hydrosphere and lithosphere and dynamism, homeostasis.
- (ii) Light, temperature, wind and fire: Variations; adaptations of plants to their variation.

#### Unit-II

- (i) Soil: Formation; Composition; Physical; Chemical and Biological components; Soil profile; Role of climate in soil development.
- (ii) Water: Importance: States of water in the environment; Atmospheric moisture; Precipitation types (rain, fog, snow, hail, dew); Hydrological Cycle; Water in soil; Water table.

#### Unit-III

Biotic interactions and Population ecology: Characteristics and Dynamics.

Plant communities: Concept of ecological amplitude; Habitat and niche; Characters: analytical and synthetic; Ecotone and edge effect; Dynamics: succession – processes, types; climax concepts.

#### Unit-IV

- (i) Ecosystems: Structure; Processes; Trophic organisation; Food chains and Food webs; Ecological pyramids.
- (ii) Functional aspects of ecosystem: Principles and models of energy flow; Production and productivity; Ecological efficiencies; Biogeochemical cycles; Cycling of Carbon, Nitrogen and Phosphorus.
- (iii) Phytogeography: Principles; Continental drift; Theory of tolerance; Endemism; Phytogeographical division of India; Vegetation of Odisha.

#### EXAMINATION QUESTION PATTERN (Practical Papers)

The question papers shall be divided into four parts.

**Part I** - will carry 8 one mark questions in the form of fill in the blanks and one word answer. (08 marks(8X1).

**Part II** - will carry 10 one point five mark questions of which 8 have to be answered. The answer should be within two to three sentences maximum. (12 marks (8X1.5))

**Part III** - will carry 10 two mark questions of which 8 have to be answered. The answer should be within 75 words maximum. (16 marks (8X2))

**Part IV** - will 4 numbers of six mark questions of EITHER OR format. The EITHER OR in question can be from same or different units of the paper. The answer should be within 500 words maximum. (24 marks (6X4).

## PRACTICAL

1. Determination of pH of various soil and water samples (pH meter, universal indicator/Lovibond comparator and pH paper)
2. Analysis for carbonates, chlorides, nitrates, sulphates, organic matter and base deficiency from two soil samples by rapid field tests.
3. Determination of dissolved oxygen of water samples from polluted and unpolluted sources.
4. Study of morphological adaptations of hydrophytes, xerophytes, halophytes (two each).
5. Determination of minimal quadrat size for the study of herbaceous vegetation in the college campus, by species area curve method (species to be listed).
6. Quantitative analysis of herbaceous vegetation for frequency, density and abundance in the college campus.
7. Field visit to familiarize students with ecology of different sites.

### Text Books:

1. Sharma, P.D. (2017). Fundamentals of Ecology. Rastogi Publications, Meerut, India.

### Reference Books:

1. Odum, E.P. (2005). Fundamentals of ecology. Cengage Learning India Pvt. Ltd., New Delhi. 5<sup>th</sup> edition.
2. Singh, J.S., Singh, S.P., Gupta, S. (2006). Ecology Environment and Resource Conservation. Anamaya Publications, New Delhi, India.
3. Wilkinson, D.M. (2007). Fundamental Processes in Ecology: An Earth Systems Approach. Oxford University Press. U.S.A.
4. Kormondy, E.J. (1996). Concepts of ecology. PHI Learning Pvt. Ltd., Delhi, India. 4th edition.
5. Santra, S. C. (2015) Environmental Science. New Central Book Agency (P) Ltd. Kolkata.
6. Das M. C. and Das S. P. (2009). Fundamental of Ecology. Tata McGraw Hill, New Delhi.
7. Shukla R.S. and Chandel P.S. (2016). A Text Book of Plant Ecology. S Chand Publication, New Delhi

## Core Paper X

### PLANT SYSTEMATICS

#### Unit - I

Plant identification, Classification, Nomenclature; Biosystematics. Identification: Field inventory; Functions of Herbarium; Important herbaria and botanical gardens of the world and India; Virtual herbarium; E-flora; Documentation: Flora, Monographs, Journals; Keys: Single access and Multi-access

#### Unit-II

Taxonomic hierarchy: Concept of taxa (family, genus, species); Categories and taxonomic hierarchy; Species concept (taxonomic, biological, evolutionary).

Botanical nomenclature: Principles and rules (ICN); Ranks and names; Typification, author citation, valid publication, rejection of names, principle of priority and its limitations; Names of hybrids.

#### Unit-III

- (i) Systematics- an interdisciplinary science: Evidence from palynology, cytology, phytochemistry and molecular data.
- (ii) Systems of classification: Major contributions of Theophrastus, Bauhin, Tournefort, Linnaeus, Adanson, de Candolle, Bessey, Hutchinson, Takhtajan and Cronquist; Classification systems of Bentham and Hooker (up to series) and Hutchinson (up to series); Brief reference of Angiosperm Phylogeny Group (APG III) classification.

#### Unit-IV

Phylogeny of Angiosperms: Terms and concepts (primitive and advanced, homology and analogy, parallelism and convergence, monophyly, Paraphyly, polyphyly and clades). Origin & evolution of angiosperms; co- evolution of angiosperms and animals; methods of illustrating evolutionary relationship (phylogenetic tree, cladogram).

Families of Angiosperms : Descriptive studies of Magnoliaceae, Rosaceae, Rubiaceae, Poaceae, Orchidaceae, Musaceae, Acanthaceae, Apocynaceae, Asclepiadaceae, Lamiaceae.

#### EXAMINATION QUESTION PATTERN (Practical Papers)

The question papers shall be divided into four parts.

**Part I** - will carry 8 one mark questions in the form of fill in the blanks and one word answer. (08 marks(8X1).

**Part II** - will carry 10 one point five mark questions of which 8 have to be answered. The answer should be within two to three sentences maximum. (12 marks (8X1.5))

**Part III** - will carry 10 two mark questions of which 8 have to be answered. The answer should be within 75 words maximum. (16 marks (8X2))

**Part IV** - will 4 numbers of six mark questions of EITHER OR format. The EITHER OR in question can be from same or different units of the paper. The answer should be within 500 words maximum. (24 marks (6X4).

## PRACTICAL

- (i) Study of vegetative and floral characters of available materials of the families included in theory syllabus (Description, V.S. flower, section of ovary, floral diagram/s, floral formula/e and systematic position according to Bentham & Hooker's system of classification).
- (ii) Field visit, plant collection and herbarium preparation and submission. Mounting of properly dried and pressed specimen of at least fifteen wild plants with herbarium label (to be submitted in the record book)

### Text Books:

1. Sharma O. P. (2009) Plant Taxonomy, Tata Mc Grow Hill, New Delhi

### Reference Books:

1. Singh, G. (2012). *Plant Systematics: Theory and Practice*. Oxford & IBH Pvt. Ltd., New Delhi. 3rd edition.
2. Jeffrey, C. (1982). *An Introduction to Plant Taxonomy*. Cambridge University Press, Cambridge.
3. Judd, W.S., Campbell, C.S., Kellogg, E.A., Stevens, P.F. (2002). *Plant Systematics-A Phylogenetic Approach*. Sinauer Associates Inc., U.S.A. 2nd edition.
4. Saxena, H. O. and Brahman, M.. *The Flora of Orissa*, CSIR Publication.
5. Bose T. K. (2009). *Trees of the World*, Regional Plant Resource Centre, Bhubaneswar, Odisha, India
6. Radford, A.E. (1986). *Fundamentals of Plant Systematics*. Harper and Row, New York.
7. Hanes, H. H. (2009). *Botany of Bihar and Orissa*,
8. Mohanty, C. R. (2017). *Text Book of Plant Systematics*, Kalynai Publisher, New Delhi.
9. Subrahmainayam, M. S. (2011) *Modern Plant Taxonomy*, Vikash Publishing House, New Delhi
10. Pandey, B. P., (2017). *Taxonomy of Angiosperm*. S. Chand Publication.

## Core Paper XI

### REPRODUCTIVE BIOLOGY OF ANGIOSPERMS

#### Unit-I

- (i) Introduction: History and scope.
- (ii) Anther: Anther wall: Structure and functions, micro-sporogenesis, callose deposition and its significance.
- (iii) Pollen biology: Micro-gametogenesis; Pollen wall structure, MGU (male germ unit) structure, NPC system; Palynology and scope (a brief account); Pollen wall proteins; Pollen viability, storage and germination; Abnormal features: Pseudomonads, polyads, massulae, pollinia.

#### Unit-II

Ovule: Structure; Types; Special structures—endothelium, obturator, aril, caruncle and hypostase; Female gametophyte— mega-sporogenesis and mega-gametogenesis; Types and ultrastructure of different mature embryo sacs (Details of *Polygonum* type), Developmental pattern of mono-, bi- and tetrasporic embryo sacs.

#### Unit-III

- (i) Pollination and fertilization: Pollination types and significance; adaptations; structure of stigma and style; path of pollen tube in pistil; double fertilization.
- (ii) Self incompatibility: Basic concepts; Methods to overcome self- incompatibility: mixed pollination, bud pollination, stub pollination; Intraovarian and *in vitro* pollination; Modification of stigma surface.

#### Unit-IV

- (i) Endosperm: development, structure and functions
- (ii) Embryo: Types of embryogeny; General pattern of development of dicot and monocot embryo; Suspensor: structure and functions; Embryo- endosperm relationship; Nutrition of embryo; Embryo development in *Paeonia*.
- (iii) Seed: Structure, importance and dispersal mechanisms
- (iv) Polyembryony and apomixes: Introduction; Classification; Causes and applications.

#### EXAMINATION QUESTION PATTERN (Practical Papers)

The question papers shall be divided into four parts.

**Part I** - will carry 8 one mark questions in the form of fill in the blanks and one word answer. (08 marks(8X1).

**Part II** - will carry 10 one point five mark questions of which 8 have to be answered. The answer should be within two to three sentences maximum. (12 marks (8X1.5))

**Part III** - will carry 10 two mark questions of which 8 have to be answered. The answer should be within 75 words maximum. (16 marks (8X2))

**Part IV** - will 4 numbers of six mark questions of EITHER OR format. The EITHER OR in question can be from same or different units of the paper. The answer should be within 500 words maximum. (24 marks (6X4).



## PRACTICAL

- (i) Anther: Wall and its ontogeny; Tapetum (amoeboid and glandular); MMC, spore tetrads, uninucleate, bicelled and dehisced anther stages through slides/micrographs, male germ unit (MGU) through photographs and schematic representation.
- (ii) Pollen grains: Fresh and acetolyzed showing ornamentation and aperture, psuedomonads, polyads, pollinia (slides/photographs, fresh material), ultrastructure of pollen wall (micrograph); Pollen viability: Tetrazolium test, Germination: Calculation of percentage germination in different media using hanging drop method.
- (iii) Ovule: Types-anatropous, orthotropous, amphitropous/ campylotropous, circinotropous, unitegmic, bitegmic; Tenuinucellate and crassinucellate; Special structures: Endothelium, obturator, hypostase, caruncle and aril (permanent slides/specimens/photographs). Female gametophyte through permanent slides/photographs: Types, ultrastructure of mature egg apparatus.
- (iv) Embryogenesis: Study of development of dicot embryo through permanent slides/photographs; dissection of developing seeds for embryos at various developmental stages; Study of suspensor through electron micrographs.
- (v) Tracing the path of pollen tube.
- (vi) Study of haustorial endosperm.

### Text Books:

1. Singh, V., Pandey, P.C, and Jain, D.K. (2017). Reproductive Biology of Angiosperms, Rastogi Publications, Meerut

### Reference Books:

1. Maheswari, P. (2009). Embryology of Angiosperms.
2. Shivanna, K.R. (2003). Pollen Biology and Biotechnology. Oxford and IBH Publishing Co. Pvt. Ltd. Delhi.
3. Raghavan, V. (2000). Developmental Biology of Flowering plants, Springer, Netherlands.
4. Johri, B.M. I (1984). Embryology of Angiosperms, Springer-Verlag, Netherlands.
5. Bhojwani, S.S. and Bhatnagar, S.P. (2011). The Embryology of Angiosperms, Vikas Publishing House. Delhi. 5th edition.
6. Mishra, B. K. (2017). Reproductive Biology of Angiosperms, Kalyani Publishers, New Delhi.

## Core Paper XII

## PLANT PHYSIOLOGY

**Unit- I**

- i. Plant water relationship: Water Potential and its components, plasmolysis and imbibitions, water absorption by roots, aquaporins, pathway of water movement, symplast, apoplast, trans-membrane pathways, root pressure, guttation. Ascent of sap– cohesion-tension theory. Transpiration and factors affecting transpiration, anti- transpirants, mechanism of stomatal movement.
- ii. Translocation in the phloem: Experimental evidence in support of phloem as the site of sugar translocation. Pressure–Flow Model; Phloem loading and unloading; Source– sink relationship.

**Unit-II**

- (i) Mineral nutrition: Essential and beneficial elements, macro and micronutrients, methods of study and use of nutrient solutions, criteria for essentiality, mineral deficiency symptoms, roles of essential elements, chelating agents.
- (ii) Nutrient Uptake: Soil as a nutrient reservoir, transport of ions across cell membrane, passive absorption, electrochemical gradient, facilitated diffusion, active absorption, role of ATP, carrier systems, proton ATPase pump and ion flux, uniport, co-transport, symport, and antiport.

**Unit-III**

Plant growth regulators: Discovery, chemical nature (basic structure), bioassay and physiological roles of Auxin, Gibberellins, Cytokinin, Abscisic acid, Ethylene. Brassinosteroids and Jasmonic acid.

**Unit-IV**

- (i) Physiology of flowering: Photoperiodism, flowering stimulus, florigen concept, vernalization, seed dormancy. Senescence: Types and causes.
- (ii) Phytochrome: Discovery, chemical nature, role of phytochrome in photo-morphogenesis, low energy responses (LER) and high irradiance responses (HIR), mode of action.

**EXAMINATION QUESTION PATTERN (Practical Papers)**

The question papers shall be divided into four parts.

**Part I** - will carry 8 one mark questions in the form of fill in the blanks and one word answer. (08 marks(8X1).

**Part II** - will carry 10 one point five mark questions of which 8 have to be answered. The answer should be within two to three sentences maximum. (12 marks (8X1.5))

**Part III** - will carry 10 two mark questions of which 8 have to be answered. The answer should be within 75 words maximum. (16 marks (8X2))

**Part IV** - will 4 numbers of six mark questions of EITHER OR format. The EITHER OR in question can be from same or different units of the paper. The answer should be within 500 words maximum. (24 marks (6X4).

**PRATICLE**

1. Determination of osmotic potential of plant cell sap by plasmolytic method.
2. Determination of water potential of given tissue (potato tuber) by weight method.
3. Study of the effect of wind velocity and light on the rate of transpiration in excised twig/leaf.
4. Calculation of stomatal index and stomatal frequency from the two surfaces of leaves of a mesophyte and xerophyte.
5. To calculate the area of an open stoma and percentage of leaf area open through stomata in a mesophyte and xerophyte (both surfaces).
6. To study the phenomenon of seed germination (effect of light).
7. To study the induction of amylase activity in germinating barley grains
8. To demonstrate suction due to transpiration.
9. Measurement of relation between transpiration and transpiring surface.
10. Measurement of cuticular resistance to transpiration.

**Text Books:**

1. Sinha, R. K. (2015). Modern Plant Physiology, Narosa Publishing House, New Delhi.

**Reference Books:**

1. Hopkins, W.G. and Huner, A. (2008). Introduction to Plant Physiology. John Wiley and Sons. U.S.A. 4th edition.
2. Taiz, L., Zeiger, E., MØller, I.M. and Murphy, A (2015). Plant Physiology and Development. Sinauer Associates Inc. USA. 6th edition.
3. Bajracharya D. (1999). Experiments in Plant Physiology-A Laboratory Manual. Narosa Publishing House, New Delhi.
4. Salisbury, F. B. and Ross, C. W. Plant Physiology Wadsworth Publishing Company, California
5. Sahoo, A. C. (2018). Outlines of Plant Physiology Kalynai Publishers, New Delhi.
6. Srivastava, N. K.. (2017). Plant Physiology, Rastogi Publications, Meerut.
7. Pandey and Sinha (2011). Plant Physiology, Vikash Publishing House, New Delhi.

**Core Paper XIII****PLANT METABOLISM****Unit - I**

- (i) Concept of metabolism: Introduction, anabolic and catabolic pathways, regulation of metabolism, role of regulatory enzymes (allosteric, covalent modulation and Isozymes).
- (ii) Mechanisms of signal transduction: Calcium, phospholipids, cGMP, NO.

**Unit-II**

Carbon assimilation: Historical background, photosynthetic pigments, role of photosynthetic pigments, Red drop and Emerson Enhancement Effect, antenna molecules and reaction centres, photochemical reactions, photosynthetic electron transport, PSI, PSII, Q cycle, C<sub>3</sub>, C<sub>4</sub> pathways; Crassulacean acid metabolism; Factors affecting CO<sub>2</sub> reduction. Photorespiration.

**Unit-III**

- (i) Carbon Oxidation: Glycolysis, fate of pyruvate, regulation of glycolysis, oxidative pentose phosphate pathway, oxidative decarboxylation of pyruvate, regulation of PDH, NADH shuttle; TCA cycle, amphibolic role, anaplerotic reactions, regulation of the cycle, mitochondrial electron transport, oxidative phosphorylation, cyanide-resistant respiration, factors affecting respiration.
- (ii) ATP-Synthesis: Mechanism of ATP synthesis, substrate level phosphorylation, chemiosmotic mechanism (oxidative and photo-phosphorylation), ATP synthase, Boyers conformational model, Racker's experiment, Jagendorf's experiment; role of uncouplers.

**Unit-IV**

- (i) Lipid metabolism: Synthesis and breakdown of triglycerides,  $\beta$ -oxidation, glyoxylate cycle, gluco-neogenesis and its role in mobilisation of lipids during seed germination,  $\alpha$  oxidation.
- (ii) Nitrogen metabolism: Nitrate assimilation, free living and symbiotic biological nitrogen fixation (examples of legumes and non-legumes); Nitrification, Physiology and biochemistry of nitrogen fixation; Ammonia assimilation and trans-amination.

**EXAMINATION QUESTION PATTERN (Practical Papers)**

The question papers shall be divided into four parts.

**Part I** - will carry 8 one mark questions in the form of fill in the blanks and one word answer. (08 marks(8X1).

**Part II** - will carry 10 one point five mark questions of which 8 have to be answered. The answer should be within two to three sentences maximum. (12 marks (8X1.5))

**Part III** - will carry 10 two mark questions of which 8 have to be answered. The answer should be within 75 words maximum. (16 marks (8X2))

**Part IV** - will 4 numbers of six mark questions of EITHER OR format. The EITHER OR in question can be from same or different units of the paper. The answer should be within 500 words maximum. (24 marks (6X4)).

**PRACTICAL**


1. Isolation and quantization of photosynthetic pigments.
2. Experimental demonstration of Hill's reaction.
3. To study the effect of light intensity on the rate of photosynthesis.
4. Effect of carbon dioxide on the rate of photosynthesis.
5. To compare the rate of respiration in different parts of a plant.
6. Demonstration of absorption spectrum of photosynthetic pigments.
7. Assay of the enzyme Catalase.
8. Photoreduction of dye by isolated chloroplasts.

**Text Books:**

1. Gupta, S, K. (2017). Plant Metabolism, Rastogi Publication, Meerut.

**Reference Books:**

1. Hopkins, W.G. and Huner, A. (2008). Introduction to Plant Physiology. John Wiley and Sons. U.S.A. 4th edition.
2. Taiz, L., Zeiger, E., Møller, I.M. and Murphy, A (2015). Plant Physiology and Development. Sinauer Associates Inc. USA. 6th edition.
3. Harborne, J.B. (1973). Phytochemical Methods. John Wiley & Sons. New York.
4. Sahoo, A. C. (2018). Outlines of Plant Metabolism, Kalynai Publishers, New Delhi.



## Core Paper XIV

### PLANT BIOTECHNOLOGY

#### Unit - I

Plant Tissue Culture: Historical perspective; Aseptic tissue culture techniques, Composition of media; Nutrient and hormone requirements (role of vitamins and hormones). Totipotency; Organogenesis; Embryogenesis (somatic and zygotic); Protoplast isolation, culture and fusion; Tissue culture applications (micropropagation, androgenesis, virus elimination, secondary metabolite production, haploids, triploids and hybrids; Cryopreservation; Germplasm Conservation).

#### Unit-II

Recombinant DNA technology-I: Restriction Endonucleases (History, Types I-IV, biological role and application); Restriction Mapping (Linear and Circular); Cloning Vectors: Prokaryotic (pUC 18 and pUC19, pBR322, Ti plasmid, BAC); Lambda phage, M13 phagemid, Cosmid, Shuttle vector; Eukaryotic Vectors (YAC and briefly PAC, MAC, HAC). Gene Cloning (Recombinant DNA, Bacterial Transformation and selection of recombinant clones, PCR-mediated gene cloning).

#### Unit-III

Recombinant DNA technology-II: Gene Construct; construction of genomic and cDNA libraries, screening DNA libraries to obtain gene of interest by genetic selection; complementation, colony hybridization; Probes-oligonucleotide, heterologous, Methods of gene transfer- *Agrobacterium*-mediated, Direct gene transfer by Electroporation, Microinjection, Microprojectile bombardment; Selection of transgenics– selectable marker and reporter genes (Luciferase, GUS, GFP).

#### Unit-IV

Applications of Biotechnology: Pest resistant (Bt-cotton); herbicide resistant plants (RoundUp Ready soybean); Transgenic crops with improved quality traits (Flavr Savr tomato, Golden rice); Improved horticultural varieties (Moondust carnations); Role of transgenics in bioremediation (Superbug); edible vaccines; Industrial enzymes (Aspergillase, Protease, Lipase); Genetically Engineered Products–Human Growth Hormone; Humulin; Biosafety concerns.

#### EXAMINATION QUESTION PATTERN (Practical Papers)

The question papers shall be divided into four parts.

**Part I** - will carry 8 one mark questions in the form of fill in the blanks and one word answer. (08 marks(8X1).

**Part II** - will carry 10 one point five mark questions of which 8 have to be answered. The answer should be within two to three sentences maximum. (12 marks (8X1.5))

**Part III** - will carry 10 two mark questions of which 8 have to be answered. The answer should be within 75 words maximum. (16 marks (8X2))

**Part IV** - will 4 numbers of six mark questions of EITHER OR format. The EITHER OR in question can be from same or different units of the paper. The answer should be within 500 words maximum. (24 marks (6X4).

## PRACTICAL

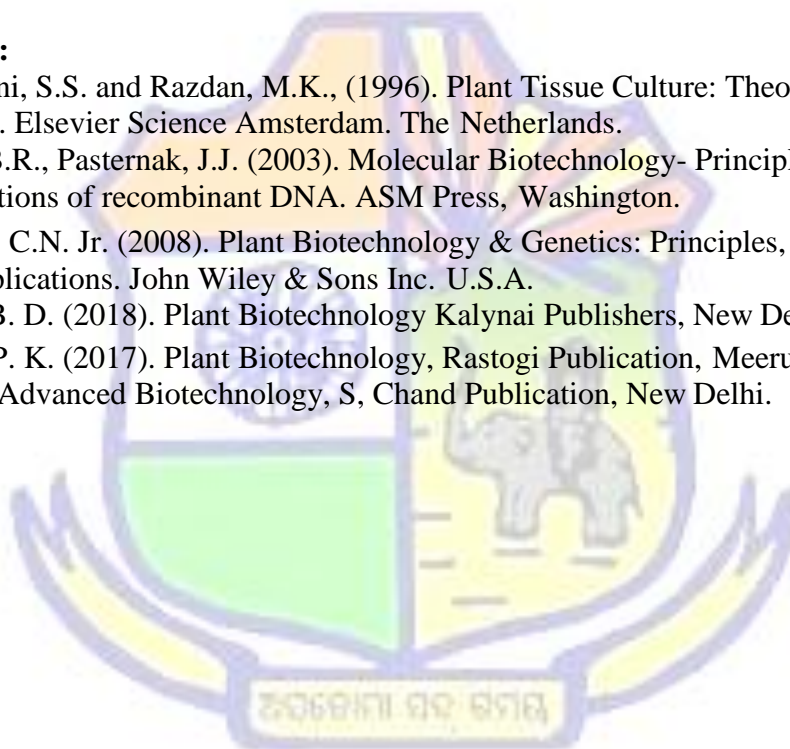
1. a) Preparation of tissue culture (MS) medium.  
(b) Demonstration of *in vitro* sterilization and inoculation methods using leaf and nodal explants of tobacco, *Datura*, *Brassica* etc.
2. Study of another culture through photographs.
3. Preparation of artificial seeds.
4. Study of Bt cotton through photographs.
5. Isolation of plasmid DNA.
6. Gel electrophoresis (demonstration).

### Text Books:

1. Chawla, H. S. (2010). Introduction to Plant Biotechnology. Oxford & IBH Publishing Co. Pvt. Ltd., New Delhi.

### Reference Books:

1. Bhojwani, S.S. and Razdan, M.K., (1996). Plant Tissue Culture: Theory and Practice. Elsevier Science Amsterdam. The Netherlands.
2. Glick, B.R., Pasternak, J.J. (2003). Molecular Biotechnology- Principles and Applications of recombinant DNA. ASM Press, Washington.
3. Stewart, C.N. Jr. (2008). Plant Biotechnology & Genetics: Principles, Techniques and Applications. John Wiley & Sons Inc. U.S.A.
4. Singh, B. D. (2018). Plant Biotechnology Kalynai Publishers, New Delhi.
5. Gupta, P. K. (2017). Plant Biotechnology, Rastogi Publication, Meerut. Dubey, R. C. (2017). Advanced Biotechnology, S, Chand Publication, New Delhi.



**Discipline Specific Elective Paper-I****ANALYTICAL TECHNIQUES IN PLANT SCIENCES****Unit-I**

Imaging and related techniques: Principles of microscopy; Light microscopy; Fluorescence microscopy; Flow cytometry (FACS); Transmission and Scanning electron microscopy – sample preparation for electron microscopy, cryofixation, negative staining, shadow casting, freeze fracture, freeze etching.

**Unit-II**

Cell fractionation: Centrifugation: Differential and density gradient centrifugation, sucrose density gradient, CsCl<sub>2</sub> gradient, analytical centrifugation, ultracentrifugation. Radioisotopes: Use in biological research, auto-radiography, pulse chase experiment. Spectrophotometry: Principle and its application in biological research.

**Unit-III**

Chromatography: Principle; Paper chromatography; Column chromatography, TLC, GLC, HPLC, Ion-exchange chromatography; Molecular sieve chromatography; Affinity chromatography. Characterization of proteins and nucleic acids: Mass spectrometry; X-ray diffraction; X-ray crystallography; Characterization of proteins and nucleic acids; Electrophoresis: AGE, PAGE, SDS-PAGE

**Unit-IV**

Biostatistics: Statistics, data, population, samples, variables, parameters; Representation of Data: Tabular, Graphical; Measures of frequency and central tendency: Arithmetic mean, mode, median; Measures of dispersion: Range, mean deviation, variance, standard deviation; Chi-square test for goodness of fit. Test of significance: comparison of large, small and paired samples (T-Test) and correlation.

**EXAMINATION QUESTION PATTERN (Practical Papers)**

The question papers shall be divided into four parts.

**Part I** - will carry 8 one mark questions in the form of fill in the blanks and one word answer. (08 marks(8X1).

**Part II** - will carry 10 one point five mark questions of which 8 have to be answered. The answer should be within two to three sentences maximum. (12 marks (8X1.5))

**Part III** - will carry 10 two mark questions of which 8 have to be answered. The answer should be within 75 words maximum. (16 marks (8X2))

**Part IV** - will 4 numbers of six mark questions of EITHER OR format. The EITHER OR in question can be from same or different units of the paper. The answer should be within 500 words maximum. (24 marks (6X4).



## PRACTICAL

1. Study of different microscopic techniques for chromosome study
2. Study of PCR Demonstration.
3. To separate pigments by paper chromatography.
4. To separate phytochemicals by thin layer chromatography.
5. To estimate protein through Lowry's methods.
6. To separate proteins using PAGE.
7. To separate DNA (marker) using AGE.
8. Spectrometric estimation of total sugar by Anthrone method.
9. Chi-square analysis of mendelian ratio.
10. T-Test.

### Text Books:

1. Patil, C. S. (2017). Advanced Analytical Techniques, ABE Books, New Delhi.

### Reference Books:

1. Plummer, D.T. (1996). An Introduction to Practical Biochemistry. Tata McGraw-Hill Publishing Co. Ltd. New Delhi. 3rd edition.
2. Ruzin, S.E. (1999). Plant Micro technique and Microscopy, Oxford University Press, New York. U.S.A.
3. Ausubel, F., Brent, R., Kingston, R. E., Moore, D.D., Seidman, J.G., Smith, J.A., Struhl, K. (1995). Short Protocols in Molecular Biology. John Wiley & Sons. 3rd edition.
4. Zar, J.H. (2012). Biostatistical Analysis. Pearson Publication. U.S.A. 4th edition.
5. Aneja, K. R. (2014). Laboratory manual of microbiology and biotechnology, Medtech, New Delhi

## Discipline Specific Elective Paper-II

### NATURAL RESOURCE MANAGEMENT

#### Unit- I

- (i) Natural resources: Definition and types.
- (ii) Sustainable utilization :Concept, approaches (economic, ecological and socio-cultural).
- (iii) Land: Utilization (agricultural, horticultural, silvicultural); Soil degradation and management.
- (iv) Water: Fresh water (rivers, lakes, groundwater, water harvesting technology, rain water storage and utilization).

#### Unit-II

Biological Resources: Biodiversity-definition and types; Significance; Threats; Management strategies; Bioprospecting; IPR; CBD; National Biodiversity Action Plan).

Forests: Definition, Cover and its significance (with special reference to India); Major and minor forest products; Depletion; Management.

#### Unit-III

- (i) Energy: Renewable and non-renewable sources of energy-solar, wind, tidal, geothermal and bioenergy resources.
- (ii) Contemporary practices in resource management: EIA, GIS, Participatory Resource Appraisal, Ecological Footprint with emphasis on carbon footprint.

#### Unit-IV

Resource Accounting; Waste management. National and international efforts in resource management and conservation

#### EXAMINATION QUESTION PATTERN (Practical Papers)

The question papers shall be divided into four parts.

**Part I** - will carry 8 one mark questions in the form of fill in the blanks and one word answer. (08 marks(8X1).

**Part II** - will carry 10 one point five mark questions of which 8 have to be answered. The answer should be within two to three sentences maximum. (12 marks (8X1.5))

**Part III** - will carry 10 two mark questions of which 8 have to be answered. The answer should be within 75 words maximum. (16 marks (8X2))

**Part IV** - will 4 numbers of six mark questions of EITHER OR format. The EITHER OR in question can be from same or different units of the paper. The answer should be within 500 words maximum. (24 marks (6X4).

**PRACTICAL**

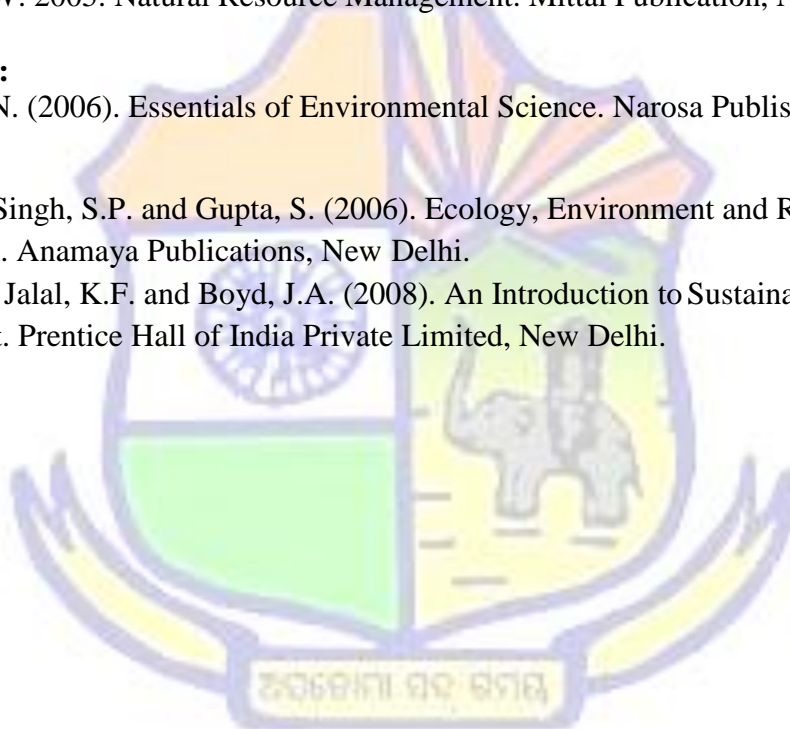
- i. Estimation of solid waste generated by a domestic system (biodegradable and non-biodegradable) and its impact on land degradation.
- ii. Collections of data on forest cover of specific area.
- iii. Measurement of dominance of woody species by DBH (diameter at breast height) method.
- iv. Calculation and analysis of ecological footprint.
- v. Ecological modeling.
- vi. Estimation of soil moisture content and soil texture.
- vii. Estimation of soil porosity
- viii. Estimation of soil water-holding capacity.
- ix. Estimation of soil organic matter and soil carbon

**Text Books:**

1. Pandey, B. W. 2005. Natural Resource Management. Mittal Publication, New Delhi

**Reference Books:**

1. Vasudevan, N. (2006). Essentials of Environmental Science. Narosa Publishing House, New Delhi.
2. Singh, J. S., Singh, S.P. and Gupta, S. (2006). Ecology, Environment and Resource Conservation. Anamaya Publications, New Delhi.
3. Rogers, P.P., Jalal, K.F. and Boyd, J.A. (2008). An Introduction to Sustainable Development. Prentice Hall of India Private Limited, New Delhi.



**DSE-III****Research Methodology****Unit-I**

**Basic concepts of research :** Research-definition and types of research (Descriptive vs analytical; applied vs fundamental; quantitative vs qualitative; conceptual vs empirical). Library research; field research; laboratory research.

**General laboratory practices:** Common calculations in botany laboratories. Understanding the details on the label of reagent bottles. Molarity and normality of common acids and bases. Preparation of solutions. Dilutions. Percentage solutions. Molar, molal and normal solutions. Knowledge about common toxic chemicals and safety measures in their handling.

**Unit-II**

**Data collection and documentation of observations:** Maintaining a laboratory record; Tabulation and generation of graphs.

**Overview of Biological Problems :** History; Key biology research areas, Model organisms in biology (A Brief overview): Genetics, Physiology, Biochemistry, Molecular Biology, Cell Biology,

**Unit-III**

**Methods to study plant cell/tissue structure:** Whole mounts, peel mounts, squash preparations, clearing, maceration and sectioning; Tissue preparation: living vs fixed, physical vs chemical fixation, coagulating fixatives, noncoagulant fixatives; tissue dehydration using graded solvent series; Paraffin and plastic infiltration;

**Unit-IV**

**Plant microtechniques :** Staining procedures, classification and chemistry of stains. Staining equipment. Cytogenetic techniques with squashed plant materials.

**The art of scientific writing and its presentation :** Numbers, units, abbreviations and nomenclature used in scientific writing. Writing references. Power point presentation. Poster presentation. Scientific writing and ethics,

**PRACTICAL LAB Research Methodology**

**Practical 1.** Experiments based on chemical calculations.

2. Plant microtechnique experiments.

3. The art of imaging of samples through microphotography and field photography.

4. Poster presentation on defined topics.

5. Technical writing on topics assigned.

**EXAMINATION QUESTION PATTERN (Practical Papers)**

The question papers shall be divided into four parts.

**Part I** - will carry 8 one mark questions in the form of fill in the blanks and one word answer. (08 marks(8X1).

**Part II** - will carry 10 one point five mark questions of which 8 have to be answered. The answer should be within two to three sentences maximum. (12 marks (8X1.5))

**Part III** - will carry 10 two mark questions of which 8 have to be answered. The answer should be within 75 words maximum. (16 marks (8X2))

**Part IV** - will 4 numbers of six mark questions of EITHER OR format. The EITHER OR in question can be from same or different units of the paper. The answer should be within 500 words maximum. (24 marks (6X4).

**Discipline Specific Elective Paper-IV****DISSERTATION / PROJECT WORK**

Identification of problem	Review of Literature	Methodology	Findings	Analysis	Viva-Voce	Total
10	10	10	25	25	20	100

\*\* = Students who score more than  $\geq 60\%$  in aggregate are eligible for project work.

## Generic Elective Paper I A

### BIODIVERSITY (MICROBES, ALGAE, FUNGI AND ARCHEGONIATES)

#### Unit-I

Microbes :Viruses – Discovery, general structure, replication (general account), DNA virus (T-phage); Lytic and lysogenic **cycle**, RNA virus (TMV); Economic importance; Bacteria – Discovery, General characteristics and cell structure; Reproduction – vegetative, asexual and recombination (conjugation, transformation and transduction); Economic importance.

#### Unit-II

- (i) Algae: General characteristics; Ecology and distribution; Range of thallus organization and reproduction; Morphology and life- cycles of the following: *Chlamydomonas*, *Oedogonium*, *Nostoc* and *Fucus*, *Vaucheria*, *Polysiphonia*, Economic importance of algae.
- (ii) Fungi : Introduction- General characteristics, ecology and significance, range of thallus organization, cell wall composition , nutrition, reproduction and classification; True Fungi- General characteristics, ecology and significance, life cycle of *Rhizopus* (Zygomycota) *Penicillium* (Ascomycota), *Puccinia*, *Agaricus* Basidiomycota); Symbiotic Associations-Lichens:

#### Unit-III

- (i) **Bryophytes:** General characteristics, adaptations to land habit, Classification, Range of thallus organization, Classification (up to family), morphology, anatomy and reproduction of *Marchantia* and *Funaria* (Developmental details not to be included).
- (ii) **Pteridophytes:** General characteristics, classification, early land plants (*Rhynia*). Classification (up to family), morphology, anatomy and reproduction of *Selaginella*, *Equisetum* and *Pteris* (Developmental details not to be included).Heterospory and seed habit, stellar evolution. Ecological and economical importance of Pteridophytes.

#### Unit-IV

Gymnosperms: General characteristics, classification. Classification (up to family), morphology, anatomy and reproduction of *Cycas*, *Pinus* and *Gnetum*. (Developmental details not to be included).Ecological and economical importance.

#### EXAMINATION QUESTION PATTERN (Practical Papers)

The question papers shall be divided into four parts.

**Part I** - will carry 8 one mark questions in the form of fill in the blanks and one word answer. (08 marks(8X1).

**Part II** - will carry 10 one point five mark questions of which 8 have to be answered. The answer should be within two to three sentences maximum. (12 marks (8X1.5))

**Part III** - will carry 10 two mark questions of which 8 have to be answered. The answer should be within 75 words maximum. (16 marks (8X2))

**Part IV** - will 4 numbers of six mark questions of EITHER OR format. The EITHER OR in question can be from same or different units of the paper. The answer should be within 500 words maximum. (24 marks (6X4).

## PRACTICAL

1. Gram staining
2. Study of vegetative and reproductive structures of *Nostoc*, *Chlamydomonas*, *Oedogonium*, *Vaucheria*, *Fucus* and *Polysiphonia* through temporary preparations and permanent slides.
3. *Rhizopus* and *Penicillium*: Asexual stage from temporary mounts and sexual structures through permanent slides.
4. *Puccinia* and *Agaricus*: Specimens of button stage and full grown mushroom; Sectioning of gills of *Agaricus*.
5. *Marchantia* and *Funaria*- morphology of thallus, w.m. rhizoids and scales, v.s. thallus through gemma cup, w.m. gemmae (all temporary slides), v.s. antheridiophore, archegoniophore, l.s. sporophyte (all permanent slides).
6. *Selaginella*- morphology, w.m. leaf with ligule, t.s. stem, w.m. strobilus, w.m. microsporophyll and megasporophyll (temporary slides), l.s. strobilus (permanent slide).
7. *Equisetum*- morphology, t.s. internode, l.s. strobilus, t.s. strobilus, w.m. sporangiophore, w.m. spores (wet and dry)(temporary slides); t.s. rhizome (permanent slide).
8. *Cycas*- morphology (coralloid roots, bulbil, leaf), t.s. coralloid root, t.s. rachis, v.s. leaflet, v.s. microsporophyll, w.m. spores (temporary slides), l.s. ovule, t.s. root (permanent slide).
9. *Pinus*- morphology (long and dwarf shoots, w.m. dwarf shoot, male and female), w.m. dwarf shoot, t.s. needle, t.s. stem, , l.s./t.s. male cone, w.m. microsporophyll, w.m. microspores (temporary slides), l.s. female cone, t.l.s. & r.l.s. stem (permanent slide).

### Text Books:

1. Mitra, J.N., Mitra, D. and Choudhury, S.K. Studies in Botany Volume 1. Moulik Publisher, Kolkata. Ninth Revised Edition

### Reference Books:

1. Kumar, H.D. (1999). Introductory Phycology. Affiliated East-West. Press Pvt. Ltd. Delhi. 2nd edition.
2. Tortora, G.J., Funke, B.R., Case, C.L. (2010). Microbiology: An Introduction, Pearson Benjamin Cummings, U.S.A. 10th edition.
3. Sethi, I.K. and Walia, S.K. (2011). Text book of Fungi & Their Allies, Mac Millan Publishers Pvt. Ltd., Delhi.
4. Alexopoulos, C.J., Mims, C.W., Blackwell, M. (1996). Introductory Mycology, John Wiley and Sons (Asia), Singapore. 4th edition.
5. Raven, P.H., Johnson, G.B., Losos, J.B., Singer, S.R., (2005). Biology. Tata McGraw Hill, Delhi, India.

## Generic Elective Paper IIA

### PLANT PHYSIOLOGY AND METABOLISM

#### Unit-I

- (i) Plant-water relations: Importance of water, water potential and its components; Transpiration and its significance; Factors affecting transpiration; Root pressure and guttation.
- (ii) Mineral nutrition: Essential elements, macro and micronutrients; Criteria of essentiality of elements; Role of essential elements; Transport of ions across cell membrane, active and passive transport, carriers, channels and pumps.
- (iii) Translocation in phloem.: Composition of phloem sap, girdling experiment; Pressure flow model; Phloem loading and unloading

#### Unit-II

- (i) Photosynthesis: Photosynthetic Pigments (*Chl a*, *b*, xanthophylls, carotene); Photosystem I and II, reaction center, antenna molecules; Electron transport and mechanism of ATP synthesis;  $C_3$ ,  $C_4$  and CAM pathways of carbon fixation.
- (ii) Respiration: Glycolysis, anaerobic respiration, TCA cycle; Oxidative Phosphorylation.

#### Unit-III

- (i) Enzymes: Structure and properties; Mechanism of enzyme catalysis and enzyme inhibition.
- (ii) Nitrogen metabolism: Biological nitrogen fixation; Nitrate and ammonia assimilation.

#### Unit-IV

- (i) Plant growth regulators: Discovery and physiological roles of auxins, gibberellins, cytokinins, ABA, ethylene.
- (ii) Plant response to light and temperature: Photoperiodism (SDP, LDP, Day neutral plants); Phytochrome (discovery and structure), red and far red light responses on homomorphogenesis; Vernalization.

#### EXAMINATION QUESTION PATTERN (Practical Papers)

The question papers shall be divided into four parts.

**Part I** - will carry 8 one mark questions in the form of fill in the blanks and one word answer. (08 marks(8X1).

**Part II** - will carry 10 one point five mark questions of which 8 have to be answered. The answer should be within two to three sentences maximum. (12 marks (8X1.5))

**Part III** - will carry 10 two mark questions of which 8 have to be answered. The answer should be within 75 words maximum. (16 marks (8X2))

**Part IV** - will 4 numbers of six mark questions of EITHER OR format. The EITHER OR in question can be from same or different units of the paper. The answer should be within 500 words maximum. (24 marks (6X4).

## PRACTICAL

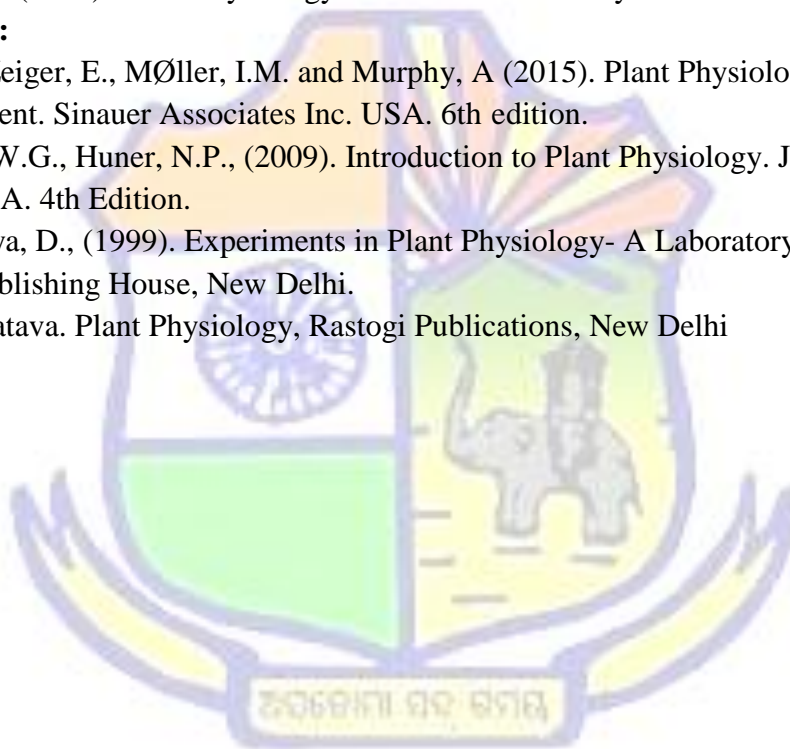
1. Determination of osmotic potential of plant cell sap by plasmolytic method.
2. To study the effect of two environmental factors (light and wind) on transpiration by excised twig.
3. Calculation of stomatal index and stomatal frequency of a mesophyte and a xerophyte.
4. Demonstration of Hill reaction.
5. Demonstrate the activity of catalase and study the effect of pH and enzyme concentration.
6. To study the effect of light intensity and bicarbonate concentration on O<sub>2</sub> evolution in photosynthesis.
7. Comparison of the rate of respiration in any two parts of a plant.

### Text Books:

1. A. C. Sahu (2018). Plant Physiology and Metabolism. Kalyani Publishers, New Delhi.

### Reference Books:

1. Taiz, L., Zeiger, E., MØller, I.M. and Murphy, A (2015). Plant Physiology and Development. Sinauer Associates Inc. USA. 6th edition.
2. Hopkins, W.G., Huner, N.P., (2009). Introduction to Plant Physiology. John Wiley & Sons, U.S.A. 4th Edition.
3. Bajracharya, D., (1999). Experiments in Plant Physiology- A Laboratory Manual. Narosa Publishing House, New Delhi.
4. H. S. Srivatava. Plant Physiology, Rastogi Publications, New Delhi





**Generic Elective Paper IB**  
**PLANT ECOLOGY AND TAXONOMY**

**Unit - I**

1. Ecological factors: Soil: Origin, formation, composition, soil profile. Water: States of water in the environment, precipitation types. Light and temperature: Variation Optimal and limiting factors; Shelford law of tolerance. Adaptation of hydrophytes and xerophytes
2. Plant communities : Characters; Ecotone and edge effect; Succession; Processes and types

**Unit-II**

- (i) Ecosystem : Structure; Biotic and abiotic components, energy flow trophic organisation; Food chains and food webs, Ecological pyramids production and productivity; Biogeochemical cycling; Cycling of carbon, nitrogen and Phosphorous
- (ii) Phytogeography: Principal biogeographical zones, Endemism.

**Unit-III**

- (i) Introduction to plant taxonomy: Identification, Classification, Nomenclature.
- (ii) Identification : Functions of Herbarium, important herbaria and botanical gardens of the world and India; Documentation: Flora, Keys: single access and multi-access

**Unit-IV**

- (i) Taxonomic hierarchy: Ranks, categories and taxonomic groups
- (ii) Botanical nomenclature: Principles and rules (ICN); ranks and names; binominal system, typification, author citation, valid publication, rejection of names, principle of priority and its limitations.
- (iii) Classification: Types of classification-artificial, natural and phylogenetic. Bentham and Hooker (upto series), Hutchinson (upto series).
- (iv) Taxonomic description of the families : Malvaceae, Fabaceae, Asteraceae and Poaceae, Apocynaceae, Lamiaceae and Musaceae.

**EXAMINATION QUESTION PATTERN (Practical Papers)**

The question papers shall be divided into four parts.

**Part I** - will carry 8 one mark questions in the form of fill in the blanks and one word answer. (08 marks(8X1).

**Part II** - will carry 10 one point five mark questions of which 8 have to be answered. The answer should be within two to three sentences maximum. (12 marks (8X1.5))

**Part III** - will carry 10 two mark questions of which 8 have to be answered. The answer should be within 75 words maximum. (16 marks (8X2))

**Part IV** - will 4 numbers of six mark questions of EITHER OR format. The EITHER OR in question can be from same or different units of the paper. The answer should be within 500 words maximum. (24 marks (6X4).

## PRACTICAL

1. Study of instruments used to measure microclimatic variables: Soil thermometer, maximum and minimum thermometer, anemometer, psychrometer/hygrometer, rain gauge and lux meter.
2. Determination of pH, and analysis of two soil samples for carbonates, chlorides, nitrates, sulphates, organic matter and base deficiency by rapid field test.
3. Comparison of bulk density, porosity and rate of infiltration of water in soil of three habitats.
4. (a) Study of morphological adaptations of hydrophytes and xerophytes (four each).  
(b) Study of biotic interactions of the following: Stem parasite (*Cuscuta*), Root parasite (*Orobanchae*), Epiphytes, Predation (Insectivorous plants)
5. Determination of minimal quadrat size for the study of herbaceous vegetation in the college campus by species area curve method. (species to be listed)
6. Quantitative analysis of herbaceous vegetation in the college campus for frequency and comparison with Raunkiaer's frequency distribution law .
7. Study of vegetative and floral characters of the families as in theory syllabus (Description, V.S. flower, section of ovary, floral diagram/s, floral formula/e and systematic position according to Bentham & Hooker's system of classification).
8. Mounting of properly dried and pressed specimen of any ten wild plant's with herbarium label (to be submitted in the record book).

### Text Books:

1. Sharma, P.D. (2017). Fundamentals of Ecology. Rastogi Publications, Meerut, India.

### Reference Books:

1. Kormondy, E.J. (1996). Concepts of Ecology. Prentice Hall, U.S.A. 4th edition.
2. Sharma, P.D. (2010) Ecology and Environment. Rastogi Publications, Meerut, India. 8<sup>th</sup> edition.
3. Simpson, M.G. (2006). *Plant Systematics*. Elsevier Academic Press, San Diego, CA, U.S.A.
4. Singh, G. (2012). *Plant Systematics: Theory and Practice*. Oxford & IBH Pvt. Ltd., New Delhi. 3rd edition.
5. Sahu, A. C. (2017). Plant Ecology and Phytogeography, Kalyani Publishers, New Delhi.
6. Das, M. C. and Das, S. P. (2009). Fundamental of Ecology. Tata McGraw Hill, New Delhi.
7. Shukla, R.S. and Chandel, P.S. (2016). A text book of Plant Ecology. S Chand Publication, New Delhi
8. Mohanty, C. R. (2017). Text Book of Plant Systematics, Kalynai Publisher, New Delhi.

**Generic Elective Paper IIB****PLANT ANATOMY AND EMBRYOLOGY****Unit-I**

- (i) Meristematic and permanent tissues : Root and shoot apical meristems; Simple and complex tissues
- (ii) Organs :Anatomy of dicot and monocot root stem and leaf.

**Unit-II**

- (i) Secondary Growth: Vascular cambium – structure and function, seasonal activity. Secondary growth in stem, Wood (heartwood and sapwood)
- (ii) Adaptive and protective systems: Epidermis, cuticle, stomata; General account of adaptations in xerophytes and hydrophytes.

**Unit-III**

- (i) Structural organization of flower: Structure of anther and pollen; Structure and types of ovules; Types of embryo sacs, organization and ultrastructure of mature embryo sac.
- (ii) Pollination and fertilization : Pollination mechanisms and adaptations; Double fertilization;

**Unit-IV**

- (i) Endosperm: Endosperm types, structure and functions.
- (ii) Embryo: Dicot and monocot embryo; Structure and development, Embryo endosperm relationship.
- (iii) Seed-structure and development, appendages and dispersal mechanisms.

**EXAMINATION QUESTION PATTERN (Practical Papers)**

The question papers shall be divided into four parts.

**Part I** - will carry 8 one mark questions in the form of fill in the blanks and one word answer. (08 marks(8X1).

**Part II** - will carry 10 one point five mark questions of which 8 have to be answered. The answer should be within two to three sentences maximum. (12 marks (8X1.5))

**Part III** - will carry 10 two mark questions of which 8 have to be answered. The answer should be within 75 words maximum. (16 marks (8X2))

**Part IV** - will 4 numbers of six mark questions of EITHER OR format. The EITHER OR in question can be from same or different units of the paper. The answer should be within 500 words maximum. (24 marks (6X4).

**PRACTICAL**

1. Study of meristems through permanent slides and photographs.
2. Tissues (parenchyma, collenchyma and sclerenchyma); Macerated xylary elements, Phloem (Permanent slides, photographs)
3. Stem: Monocot: *Zea mays*; Dicot: *Helianthus*; Secondary: *Helianthus* (only Permanent slides).
4. Root: Monocot: *Zea mays*; Dicot: *Helianthus*; Secondary: *Helianthus* (only Permanent slides).
5. Leaf: Dicot and Monocot leaf (only Permanent slides).
6. Adaptive anatomy: Xerophyte (*Nerium* leaf); Hydrophyte (*Hydrilla* stem).
7. Structure of anther (young and mature), tapetum (amoeboid and secretory) (Permanent slides).
8. Types of ovules: anatropous, orthotropous, circinotropous, amphitropous/campylotropous.

**Text Books –**

1. Singh, Pandey and Jain (2017). Anatomy of Angiosperms, Rastogi Publication, Meerut.

**Reference Books:**

1. Bhojwani, S.S. & Bhatnagar, S.P. (2011). Embryology of Angiosperms. Vikas Publication House Pvt. Ltd. New Delhi. 5<sup>th</sup> edition.
2. Mauseth, J.D. (1988). Plant Anatomy. The Benjamin/Cummings Publisher, USA.
3. C. R. Mohanty (2018). Plant Anatomy and Embryology. Kalyani Publishers, New Delhi.